

# Discharge Monitoring Reports



**Matt Buchholz**  
Environmental Scientist 3  
WDEQ/WQD  
[mbuchh@wyo.gov](mailto:mbuchh@wyo.gov)  
307-777-8786

**Herschler Building, 4 West  
122 West 25<sup>th</sup> Street  
Cheyenne, WY 82002**

# DMRs











- **Two ways to do DMRs**
  - **Electronically**
    - **eDMR System**
  - **Paper**



# eDMR System

- Similar to Paper DMRs – except they are electronic
  - You need to have an account
- All information is on the web

Discharge Monitoring Report Forms and Information:

Documents	Formats	
<i>ELECTRONIC DMR DOCUMENTS:</i>		
eDMR Activation Form and Electronic Signature Agreement		
General Use Document		
Frequently Asked Questions		
Use and Explanation of No Discharge Codes		
How to Use the eDMR System--Instruction Sheet		
Troubleshooting Guide		
Tables for XML Users	<a href="#">Excel</a>	
<a href="#">Go to the eDMR page</a> - Click on this link		
<i>PAPER DMR DOCUMENTS:</i>		
<a href="#">PRINT OFF YOUR OWN DMRS</a> - Click on this link and follow the directions		
How To Complete the New Paper DMRs--Instruction Sheet		
Example Completed Paper DMR for Outfall <u>with</u> Discharge		
Example Completed Paper DMR for Outfall with <u>No</u> Discharge		

Go to the DEQ Home Page

<https://deq.state.wy.us/>

Click on the Water Quality Link, then the WYPDES Point Source Link

[http://deq.state.wy.us/wqd/WYPDES\\_Permitting/index.asp](http://deq.state.wy.us/wqd/WYPDES_Permitting/index.asp)

Permitee  
Wastewater Lagoon

## Discharge Monitoring Report (DMR)

Contact Name  
Address  
Address

**Permit #**

Report Period: 1/1/2008 to 3/31/2008 - Q

No Discharge for Period       Outfall Not Constructed

Outfall	Parameter	ParamText	SBC	SmpBeg	SmpEnd	SmpFreq	EPAMeth	Value	Limit	Units	Smpls	Days	SmpType
002	Biochemical Oxygen Demand (BOD5)	-	cDX	1/1/2008	1/31/2008	Monthly	<input style="width: 50px; height: 20px;" type="text"/>	<input style="width: 50px; height: 20px;" type="text"/>	90.0	mg/L	<input style="width: 20px; height: 20px;" type="text"/>	<input style="width: 20px; height: 20px;" type="text"/>	grab
002	Biochemical Oxygen Demand (BOD5)	-	cMA	1/1/2008	1/31/2008	Monthly	<input style="width: 50px; height: 20px;" type="text"/>	<input style="width: 50px; height: 20px;" type="text"/>	30.0	mg/L	<input style="width: 20px; height: 20px;" type="text"/>	<input style="width: 20px; height: 20px;" type="text"/>	grab
002	Biochemical Oxygen Demand (BOD5)	-	cWA	1/1/2008	1/31/2008	Monthly	<input style="width: 50px; height: 20px;" type="text"/>	<input style="width: 50px; height: 20px;" type="text"/>	45.0	mg/L	<input style="width: 20px; height: 20px;" type="text"/>	<input style="width: 20px; height: 20px;" type="text"/>	grab

NAME/TITLE PRINCIPAL EXECUTIVE OFFICER	<p>I CERTIFY UNDER PENALTY OF LAW THAT I HAVE PERSONNALLY EXAMINED AND AM FAMILIAR WITH THE INFORMATION SUBMITTED HEREIN AND BASED ON MY INQUIRY OF THOSE INDIVIDUALS IMMEDIATELY RESPONSIBLE FOR OBTAINING THE INFORMATION, I BELIEVE THE SUBMITTED INFORMATION IS TRUE, ACCURATE AND COMPLETE. I AM AWARE THAT THERE ARE SIGNIFICANT PENALTIES FOR SUBMITTING FALSE INFORMATION, INCLUDING THE POSSIBILITY OF FINE AND IMPRISONMENT. SEE 18 U.S.C. 1001 AND 33 U.S.C 1319. (Penalties under these statutes may include fine up to \$10,000 and/or maximum imprisonment of between 6 months and 5 years.)</p>	SIGNATURE OF PRINCIPAL EXECUTIVE OFFICE OR AUTHORIZED AGENT	TELEPHONE
			DATE



# Basic Overview

- Gather lab reports
- Fill out your DMRs– COMPLETELY
- Submit to WQD




# Discharge Monitoring Reports

- Reading the Permit
  - Sampling requirements
  - Reporting requirements
- Filling out the DMRs
  - Low or no flow situations
- Non-compliance Reporting – Violations
- Changes to expect in the future

# Read the Permit –They are all different!

- What do I need to sample for?
- How often is sampling required?
- Where is the sample to be taken?
- When do I need to sample?
- When do I need to Report?





# Where to Find your Sampling Requirements

- Part I.A –
  - Effluent Limits
  - Routine Monitoring



# Filling Out your DMRs

- You need to fill out
  - EPA Test Method
  - Sample Result
  - Sample Frequency
  - Sample Type



# Low or No Flow Situations

- Intermittent Flow
  - Notify DEQ of Attempted Sampling
- No Discharge
- Outfall Not Constructed



# Non-compliance Reporting – Violations

## Notify DEQ

- What happened?
- What did your company do to address the issue?
- What is your company doing to ensure you do not have recurring issues?

# Download the DMRs

- DMRs are no longer sent out with the permits
- <http://deq.state.wy.us/paperdmr/>
- Disable your pop-up blocker



# Record Keeping

- A copy of the current permit
- 3 years of records
- Keep well organized records of equipment calibration logs and equipment maintenance logs.
- Copies of completed DMRs with associated lab sheets and field data must be maintained.
- For any effluent limit exceedance or other permit violation, documentation should be maintained stating the problem and what was done to correct the problem.

Questions?




# Upcoming Changes

- Nothing is final at this point!
- We are going to start tracking the # of “Excursions”
- You will no longer have to enter the EPA Test Method, or the Sample Type
- eDMR changes should be minimal
  - We plan on rolling out eDMR v2.0 after 1<sup>st</sup> Semester 2008 Submittals are due



# It is all in the permit!

- Read and understand the permit
- Know what your responsibilities are
- Don't be afraid to ask questions regarding the permit



**CBM DMR Contact - Kevin Campbell**

**[kcampb@wyo.gov](mailto:kcampb@wyo.gov)**

**307-777-2431**

**Non-CBM DMR Contact – Shain Wright**

**[swrigh@wyo.gov](mailto:swrigh@wyo.gov)**

**307-777-6372**

**eDMR Contact – Matt Buchholz**

**[mbuchh@wyo.gov](mailto:mbuchh@wyo.gov)**

**307-777-8786**

**<http://deq.state.wy.us/>**